
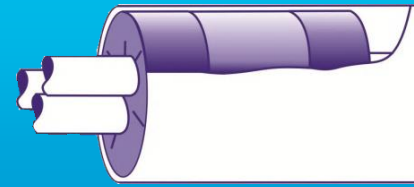


**FILO**form

**MDIII**



Filoform duct sealing systems have been developed to provide an effective gas and watertight seal of underground cable penetrations.

When installing our duct sealing system MDIII, you will protect valuables from damage which is caused by gas and water leaks.

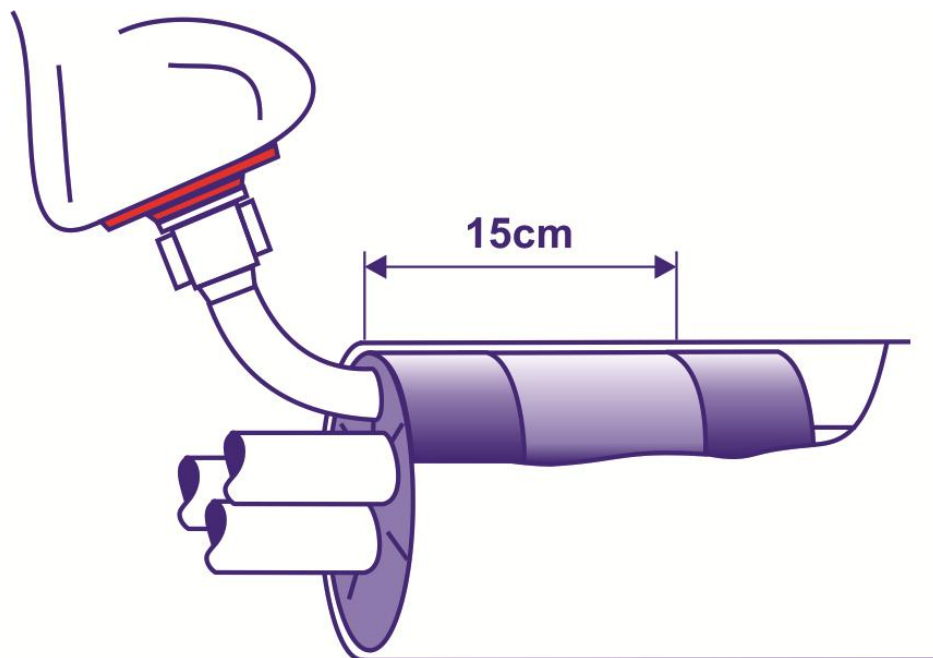
connect ▶ seal ▶ protect ▶



Filoform duct seals type MD are based on a specially formulated two-component expanding polyurethane resin. The polyurethane sealant is packed in a transparent plastic bag with a screw ring. In this plastic bag, the two components are separated by a clamping profile. After removal of the clamping profile, the two components are simply mixed together for 30 seconds.

The package is now ready for use and can be easily opened with the use of the screw nipple. After pouring the resin in the duct, the resin starts expanding by forming CO<sup>2</sup>. During the expansion the polyurethane filling material penetrates all areas inside the duct, thus sealing all openings regardless of the shape of the duct or borehole. After this the hardening process starts.

The Filoform two component filler provides not only a 100% gas and watertight seal but also offers excellent mechanical strength.



connect ▶ seal ▶ protect ▶

Duct sealing system type MD III is designed for sealing cable and pipe penetrations in conduits or duct openings that are tightly positioned against each other.

The MDIII systems has two circular foam flanges that creates a chamber where our specially formulated expanding polyurethane resin can easily be injected due to the convenient and safe to use twin pack with screw nipple and filling tube. The polyurethane resin will expand and thus create a gas and watertight seal.

The MDIII system is suitable in situations where more than one cable or pipe is in the duct. The opening of the duct does not need to be completely round.

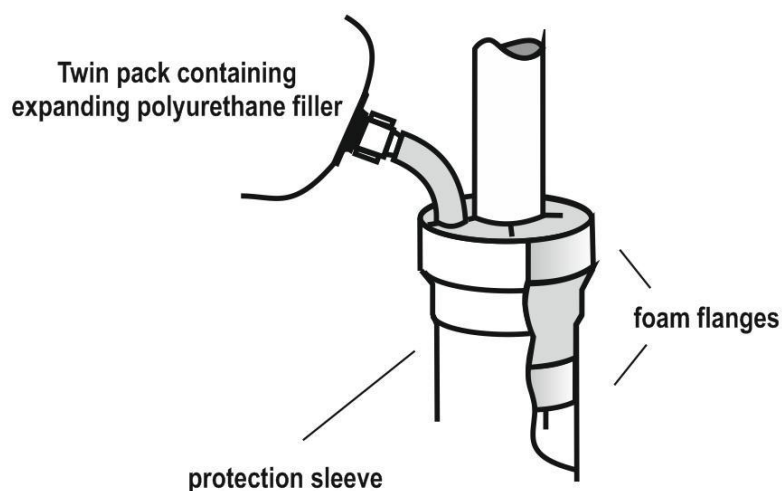
Seals all known materials: PVC & PE sheeted cables, PILC cables, (HD)PE pipes, PE drink water conduits.



connect ▶ seal ▶ protect ▶

## Product overview

Part Number	Description	Maximum duct diameter (mm)	Maximum cable / pipe diameter in the duct (mm)
80291	MDIII-25 duct sealing kit	max. Ø 25	max. Ø 8
82550	MDIII-50 duct sealing kit	max. Ø 50	max. Ø 20
82575	MDIII-75 duct sealing kit	max. Ø 75	max. Ø 40
80295	MDIII-110 duct sealing kit	max. Ø 110	max. Ø 80
80296	MDIII-160 duct sealing kit	max. Ø 160	max. Ø 130
802973	MDIII-200 duct sealing kit	max. Ø 200	max. Ø 160
802974	MDIII-220 duct sealing kit	max. Ø 220	max. Ø 190
802978	MDIII-250 duct sealing kit	max. Ø 250	max. Ø 220



## Set contents

- ▶ 2 foam flanges
- ▶ Self-adhesive foam strips
- ▶ Expanding polyurethane filler
- ▶ Screw nipple with filling tube
- ▶ Set protective gloves
- ▶ Sandpaper
- ▶ Installation instructions

connect ▶ seal ▶ protect ▶

## Specifications

Properties	Unit	Value
Start time expansion	seconds	> 95
End time expansion	minutes	15
Compressive strength	N / cm <sup>2</sup>	> 100
Gas and water tightness 1,0bar	30 days	no leakage
Density 10m water column	30 days	no leakage
Volume consistency	cube 10 x 10cm	no change
temperature Cycles, -20°C tot +40°C	10 consecutive cycles	no leakage
Vibration test 10 Hz/amplitude 3mm	240 hours	no leakage
axial tensile force	diameter x 10 N	no leakage
Resistance to bending	cables 45° in 2 directions >250mm	no leakage
Expansion polyurethane foam in pipe	cm	< 40
<b>Chemical resistance</b>		
0,1N Na <sub>2</sub> SO <sub>4</sub>	30 days	no degradation
0,1N NaCl	30 days	no degradation
0,1N H <sub>2</sub> SO <sub>4</sub>	30 days	no degradation
0,1N NaOH	30 days	no degradation
Diesel	30 days	no degradation
Gasonline	30 days	no degradation
<b>Resistance</b>		
Molds		good
Rodents		good
Shelf life	months	minimal 18

### Installation video



<https://vimeo.com/39628394>

connect ▶ seal ▶ protect ▶